



**Ruth Miskin
Training**



**Parent Meeting
Listening to your child read**

Read Write Inc. Storybooks



Pin it on


Introduction
In this story, some children are playing a game called 'Pin the tail on the donkey'. They are blindfolded, and need to attach the tail to the right place. Let's see how they do!

pin it on

not on its leg



4



"Snatchosaurus is a very dangerous dinosaur," she said.
"So it's obvious! We need to find an *even more* dangerous dinosaur to catch him!"

"But where can we find a dinosaur like that?" asked Stegosaurus, cautiously.

"We will make one!" came the reply.

So they got out their scissors, and their pencils, and their paper, and their card, and their paints, and their sticky tape ... and they made ... a Catchasnatchosaurus!
And the famous Snatchosaurus was never seen again!

15

Three reads

Accuracy

Fluency


Comprehension

After the third read...

After the third read in class, children bring the **same Storybook or Book Bag book** home to read and enjoy with you at home.

They love this book!

They can't wait to read it to you, their grandparents or even their teddy bear. With a little more practice at home, they will soon be able to show off their storyteller voice to the family!



‘I love how well you can read this book!’

'Special Friends', 'Fred Talk'

1.6

ship

Black Hat Bob

Black Hat Bob
is on his ship.

This is his peg leg.



Red Words

I


said

This is Red Hat Rob.





“I will grab that cash box,” he said.

Which books will children bring home?



Book Bag Books

- Extra reading practice at home.
- Linked to the story they have read in class.
- Matched to the sounds children know.



What can I do?

Ask your child to read the sounds and words before they read the story.

They will enjoy teaching you to read these words too.

Speed Sounds

Consonants Ask children to say the sounds.

f	l	m	n	r	s	v	z	sh	th	ng
ff	ll		nn	rr	ss	ve	zz			nk
	le		kn				s			

b	c	d	g	h	j	p	qu	t	w	x	y	ch
bb	k	dd	gg			pp		tt	wh			tch
	ck											

Each box contains one sound but sometimes more than one grapheme.
Focus graphemes for this story are circled.

4

Story Green Words

Ask children to read the words first in Fred Talk and then say the word.

Sanjay Miss Hay ill cup tray ring

Ask children to say the syllables and then read the whole word.

animal o'clock okay Stingray

Ask children to read the root first and then the whole word with the suffix.

play → played egg → eggs

6

Red Words

Ask children to practise reading the words across the rows, down the columns and in and out of order clearly and quickly.

of	are	said	you
all	no	he	call
we	put	your	to
want	I've	she	go

7

What can I do?

When your child reads the story, encourage them to read the word in Fred Talk if they hesitate or read it incorrectly.

Praise them when they succeed.

What can I do?

Read back each sentence or page to keep the plot moving.

Your child's energy is going into reading the words not the story.

What can I do?

- 1.** Avoid reading the story to them first.
- 2.** Avoid asking your child to guess a word by looking the pictures.
- 3.** Try not to become irritable if your child ever struggles!

Keep smiling!

Online resources available

Ruth Miskin Parents' Page:

<https://www.ruthmiskin.com/parents/>

Ruth Miskin Facebook:

<https://www.facebook.com/miskin.education>

Free e-books for home reading:

<http://www.oxfordowl.co.uk/Reading/>

The more that you **read**, the more things you will **know**. The more that you **learn**, the more **places you'll go!**

Dr. Seuss